



300W-Slipfitter

150W /200W-Slipfitter

105W-Trunnion

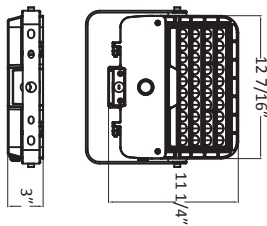
300W-Bracket

# LED Flat Flood Light SMD

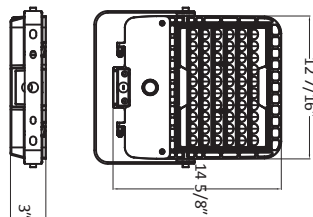
**0-10V Dimmable**



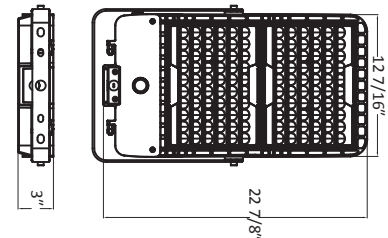
Dimension:



L02051



L02052 / L02230



L02214

**100W/150W/250W: 10KV Surqge protection**

Item	Power (W)	Efficacy (LM/W)	Lumen (LM)	CRI	Beam Angle(°)	Size(inch)	Location	Chip	Driver	Certificate
L02051	105	124	13000	>70	Type I, III, V	11 1/4*12 7/16**3"	Wet Location	Lumileds 3030	OWN	UL/CUL, DLC
L02052	150	127	19000			14 5/8**12 7/16**3"			Inventronics	
L02230	200	120	24000			14 5/8**12 7/16**3"			Inventronics	
L02214	300	130	39000			22 7/8**12 7/16**3"			Inventronics	

Volt: AC120-277V

Life: 50000H

Color Temperature: 5000K

Mounting Bracket: Trunnion Optional for Slipfitter Photocell